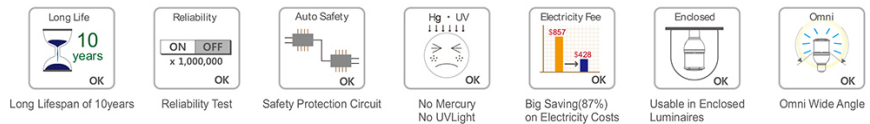
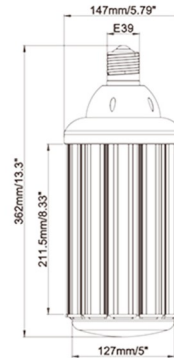




### DIMENSIONS:



## CL-200W-50K

### Corn Lamps

MODEL NO	WATTAGE	LUMENS	VOLTAGE
CL-200W-50K	200W	25000lm	AC100-277V 50-60Hz

### ELECTRICAL SPECIFICATIONS:

- Voltage: AC100-277V 50-60Hz
- Wattage: LED consumption: 200W
- Other wattages available: 36W, 54W, 120W
- Power factor:  $\geq 0.9$
- E39(mogul)/E40
- AC100-277V MEANWELL external driver
- Retrofit for CFL,HID/HPS MHL HQL
- Equal to 200W-400W metal halide

### LIGHTING SPECIFICATIONS:

- LED type: Samsung LED LM80 IP64
- CCT: 2700-7000k
- CRI:  $\geq 80$
- Lumen: 25000  $\pm$  2500lm
- Output lumen: 122 lm/W
- LED quantity: 648LEDs0.3w
- LED LM80: Yes

### WARRANTY:

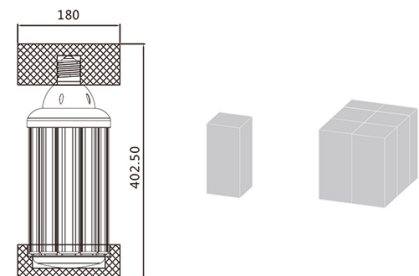
- 5 years
- 50,000-hour design life

PARAMETER	RATING	UNITS
Aluminum heat sink temperature	65	°C
Operating temperature	-20~+50	°C
Storage temperature	-40~+80	°C
Equilibrium temperature	25	°C

### PACKING DETAILS:

- Pack quantity: 6pcs
- Net weight: 4lbs/1830g
- Gross weight per ctn: 28.4lbs/12.9kg
- Box size: 7.4\*7.4\*16" 188\*188\*408mm
- Ctn size: 23\*15.7\*16.9" 585\*400\*428mm

### PACKING SPECIFICATION:



### CERTIFICATIONS:

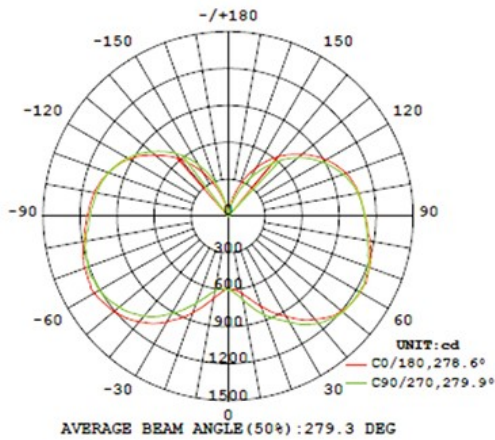
• Certifications: UL/cUL



# CL-200W-50K

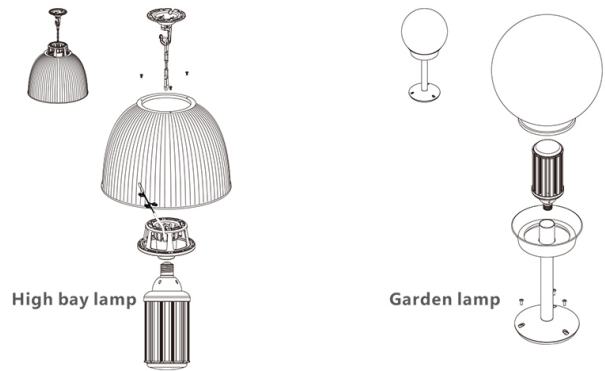
## Corn Lamps

### LUMINOUS EMITTANCE:

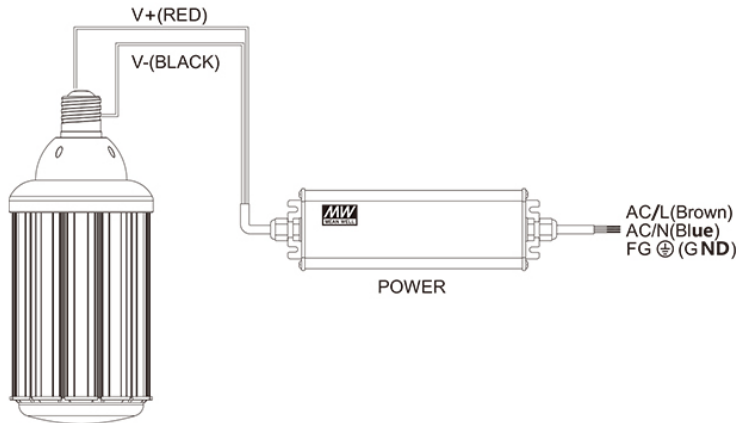


MODEL NO	WATTAGE	LUMENS	VOLTAGE
CL-200W-50K	200W	2500lm	AC100-277V 50-60Hz

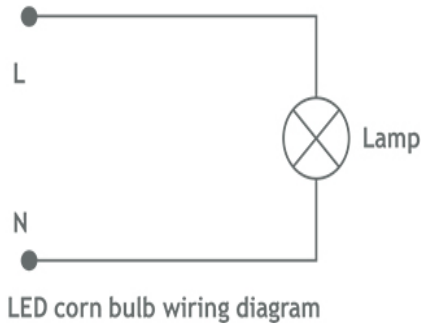
### INSTALLATION:



### WIRING DIAGRAM:



### LABEL:



### CAUTION:

- Don't install or use it in a humid environment or place which has water drops.
- Don't take apart the product or replace mechanical and electronic components.
- Don't stare at the strong light for a long time as it may cause injury to eyes.

